

PART ONE

GROOVIN' IN 5/4 TIME BETWEEN THE CYMBAL, SNARE & BASS DRUM PHRASED 2/4 + 3/4

IMPORTANT: Many of the grooves work best on their own, while others sound best in combination. So when you finish each page try combining the grooves. If you do this with every page you'll be provided with hundreds of extra idea.

Since the cymbal and snare form the most basic part of any groove I suggest you try to develop a good feel for playing the rhythmic patterns between those two surfaces before including the bass part.

Notice that on some pages more than one possible bass pattern is notated for the same cymbal/snare groove.

From time to time it may be difficult to see that the exercise(s) are phrased 2/4 + 3/4. In those cases simply count 1 2 3 4 5.

GROOVES WITH AN EIGHTH NOTE CYMBAL BEAT

Count: 1 + 2 + 1 + 2 + 3 +

1

Musical notation for groove 1. The top staff shows a cymbal pattern with eighth notes and rests. The bottom staff shows a bass line with eighth notes and rests. The time signature is 5/4.

2

Musical notation for groove 2. The top staff shows a cymbal pattern. The bottom staff shows a bass line. The time signature is 5/4.

3

Musical notation for groove 3. The top staff shows a cymbal pattern. The bottom staff shows a bass line. The time signature is 5/4.

4

Musical notation for groove 4. The top staff shows a cymbal pattern. The bottom staff shows a bass line. The time signature is 5/4.

5

Musical notation for groove 5. The top staff shows a cymbal pattern. The bottom staff shows a bass line. The time signature is 5/4.

6

Musical notation for groove 6. The top staff shows a cymbal pattern. The bottom staff shows a bass line. The time signature is 5/4.

7

Musical notation for groove 7. The top staff shows a cymbal pattern. The bottom staff shows a bass line. The time signature is 5/4.

8

Musical notation for groove 8. The top staff shows a cymbal pattern. The bottom staff shows a bass line. The time signature is 5/4.

9

Musical notation for groove 9. The top staff shows a cymbal pattern. The bottom staff shows a bass line. The time signature is 5/4.

10

Musical notation for groove 10. The top staff shows a cymbal pattern. The bottom staff shows a bass line. The time signature is 5/4.

11

Musical notation for groove 11. The top staff shows a cymbal pattern. The bottom staff shows a bass line. The time signature is 5/4.

12

Musical notation for groove 12. The top staff shows a cymbal pattern. The bottom staff shows a bass line. The time signature is 5/4.

13

Musical notation for groove 13. The top staff shows a cymbal pattern. The bottom staff shows a bass line. The time signature is 5/4.

14

Musical notation for groove 14. The top staff shows a cymbal pattern. The bottom staff shows a bass line. The time signature is 5/4.

15

Musical notation for groove 15. The top staff shows a cymbal pattern. The bottom staff shows a bass line. The time signature is 5/4.

16

Musical notation for groove 16. The top staff shows a cymbal pattern. The bottom staff shows a bass line. The time signature is 5/4.

17

Musical notation for groove 17. The top staff shows a cymbal pattern. The bottom staff shows a bass line. The time signature is 5/4.

18

Musical notation for groove 18. The top staff shows a cymbal pattern. The bottom staff shows a bass line. The time signature is 5/4.

Cym.
Snare
Bass

GROOVES WITH EIGHTH NOTES BETWEEN THE CYMBAL & SNARE FOR FASTER TEMPOS

Count: 1 + 2 + 1 + 2 + 3 +

1

Cym.
Snare
Bass

2

3

4

5

6

7

8

9

10

11

12

13

14

15

16

Disco

17

18

GROOVES WITH CONTINUAL TRIPLETS BETWEEN THE CYMBAL & SNARE FOR FASTER TEMPOS

Count: 1 2 3 1 2

1 Cym. Snare Bass

2

3

4

5

6

7

8

9

10

11

12

13

14

15

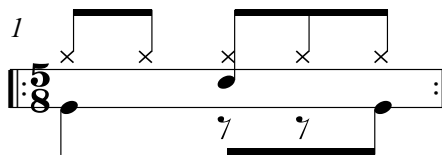
16

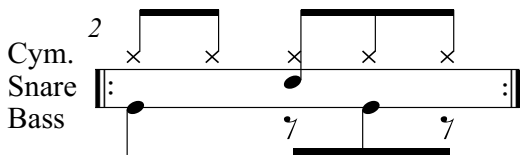
17

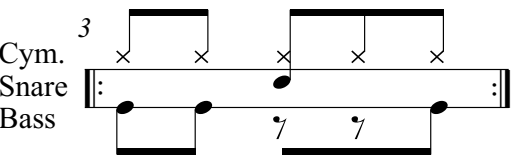
18

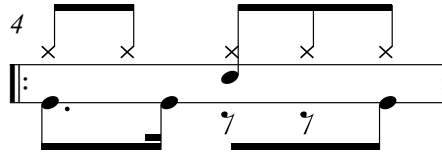
GROOVES WITH AN EIGHTH NOTE CYMBAL BEAT

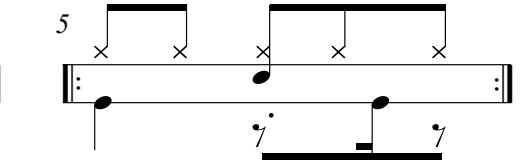
Count: 1 2 1 2 3

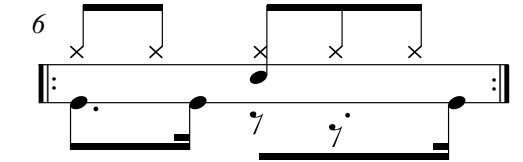
1  Cym. Snare Bass

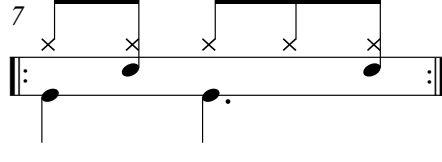
2  Cym. Snare Bass

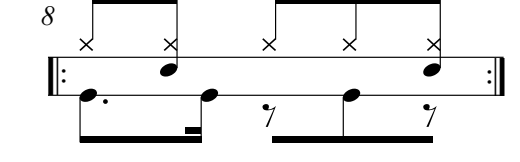
3  Cym. Snare Bass

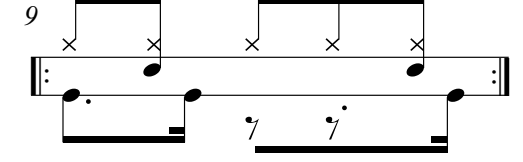
4 

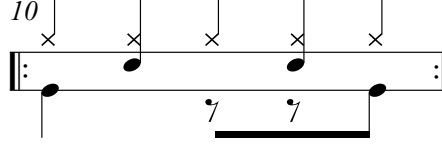
5 

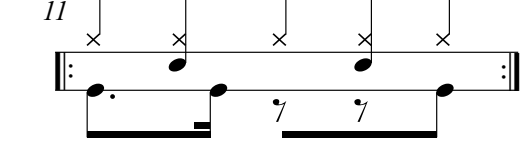
6 

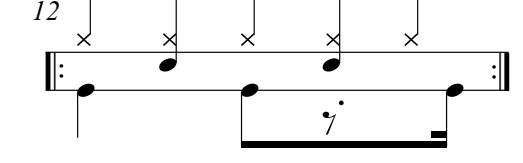
7 

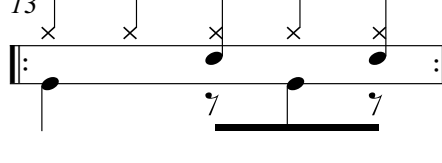
8 

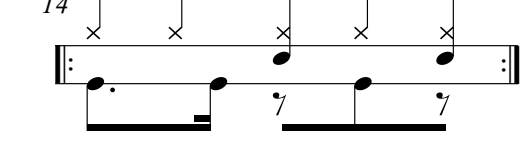
9 

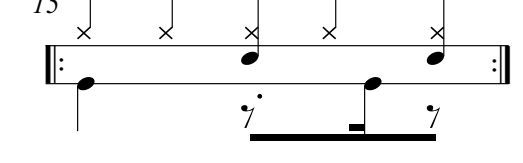
10 

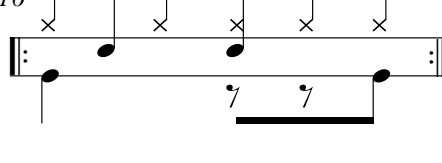
11 


12 

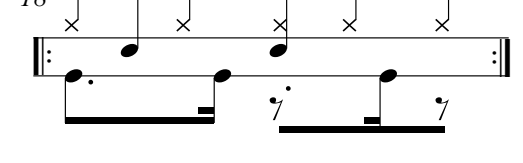
13 

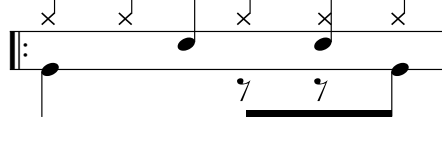
14 

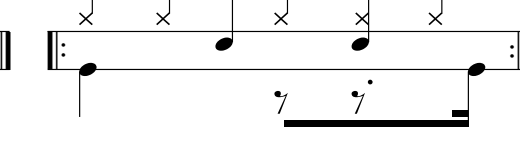
15 

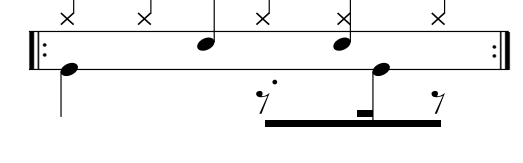
16 

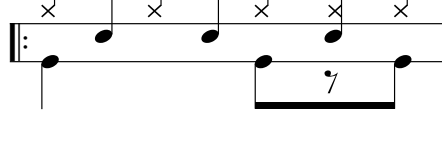
17 

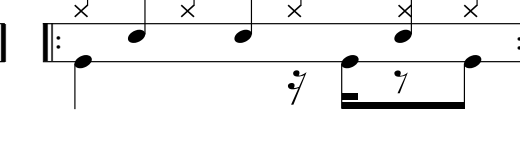
18 

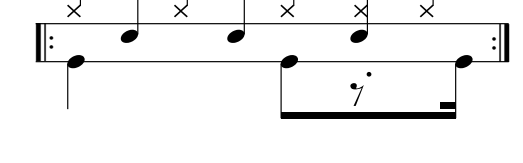
19 


20 

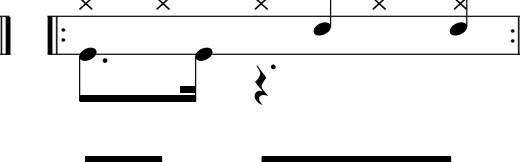
21 

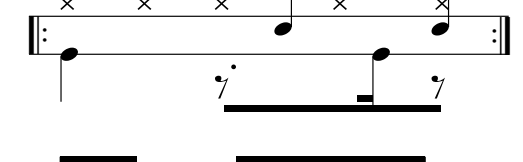
22 


23 


24 


25 

26 

27 

28 

29 

30 

GROOVES WITH SIXTEENTH NOTES BETWEEN THE CYMBAL & SNARE

Count: 1 2 1 2 3

1

2

3

4

5

6

7

8

9

10

11

12

13

14

15

16

17

18

19

20

JAZZ CYMBAL BEAT ONE

NOTE: From now on it's best to simply count 1 2 3 4 5.



1

Cym.
Snare
Bass

2

3

4

5

6

7

8

9

10

11

12

13

14

15

16

17

18