

PREFACE

BASIC DRUMMING is an all-in-one drum method for beginner to intermediate students. Obviously, no one study can possibly contain the total requirements of every private teacher saddled with the responsibility of tailoring a course of instruction to meet the individual needs of each student. Still, the book presents a wealth of highly organized material on a broad range of topics essential to the initial development of a well-rounded set player. Teachers should find sufficient exercises on most areas of drumming which they find necessary to teach. This edition has been greatly extended by forty pages to include marching cadences, as well as some drum charts. Also, there are additional pages in the sections dealing with technique, rock, jazz, and Latin rhythms.

Table of Contents

SECTION ONE — READING BASIC RHYTHMS		
Reading in "Quarter" Time	Pgs. 2-45	
Reading in "Eighth" Time	46-52	
SECTION TWO — READING ROLLS		
Rolling in "Quarter" Time	54-65	
Rolling in "Eighth" Time	66-67	
SECTION THREE — BASIC DRUM TECHNIQUE		
Basic Sticking Patterns Featuring The Right Hand	69-81	
Left Hand Control	82-86	
Accent Studies	87-91	
Rudimental-Type Exercises	92-123	
The 40 International Rudiments	124-125	
Sticking Patterns with 5's and 7's	126	
SECTION FOUR — MARCHING CADENCES		127-135
SECTION FIVE — DRUM ARRANGEMENTS		136-145
SECTION SIX — BASIC ROCK DRUMMING		
Rock Beats with 1/8 Notes	147-150	
Rock Beats with 1/16 Notes	151-161	
Rock Beats with 1/16 Note Triplets	162-164	
Rock Coordination Phrased 3/8, 3/8, 2/8	165	
Rock Beats with a 6/8 or 12/8 Feel	166-169	
Shuffle Rock Beats	170	
1/16 Note Cymbal Beats	171-173	
Coordination between Hi-Hat and Bass	174	
Four-Way Coordination	175	
Disco-Style To Develop Hi-Hat Splashes	176-181	
Rock Breaks	182-192	
SECTION SEVEN — BASIC JAZZ DRUMMING		
Cymbal-Snare Coordination	194-200	
Cymbal-Snare-Bass Coordination	201	
Cymbal, Hi-Hat, and Bass Coordination	202	
Four-Way Coordination	203	
Fills into offbeat 1/4 Notes	204-206	
Variations for the Cymbal Beat	207	
Jazz Breaks within Two Beats	208	
Four-Measure Solos	209-214	
SECTION EIGHT — DANCE BAND BEATS AND VARIATIONS		
Part One: Rock Beats, Waltz, Lindy, Polka, Peabody, Tarantella, Jazz in 3, 5, & 7,	216-224	
Mexican Hat Dance, Irish Jig, Jewish Beats, Greek Beats, Military Beats.		
Part Two: (Latin Rhythms): Clave Beat, Merengue, Bossa Nova, Mambo, Latin in	225-230	
3, 6, 5 & 7, Cha Cha, Rhumba, Beguine, Paila Beats, Bolero, Samba, Tango, Afro Cuban, Conga, Paso Doble.		
SPECIAL SUPPLEMENT — A Taste of Linear Drumming		231-238

NOTE: Two pages of drum manuscript paper are presented at the end, as well as a Mini Music Dictionary.

SUMMARY OF PREVIOUSLY LEARNED RHYTHMS

count: 1 + 2 + 3 + 4



1 + 2 3 + 4 +

1 + 2 + 3 4 +

1 + 2 3 + 4 +



mf sempre



DUET

First system of musical notation in 2/4 time. The first staff contains dynamics *f*, *p*, *f*, and a rest. The second staff contains dynamics *p* and *f*.


Second system of musical notation in 2/4 time. The first staff contains dynamics *p* and a rest. The second staff contains dynamics *p*.

Third system of musical notation in 2/4 time. The first staff contains dynamics *f* and *p*. The second staff contains dynamics *f* and *p*.

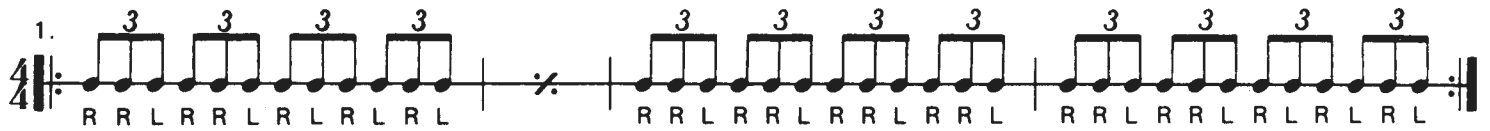
Fourth system of musical notation in 2/4 time.

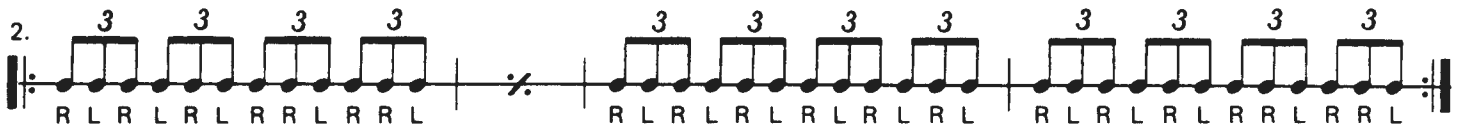
Fifth system of musical notation in 2/4 time. The first staff contains dynamics *f* and *ff*. The second staff contains dynamics *f* and *ff*.

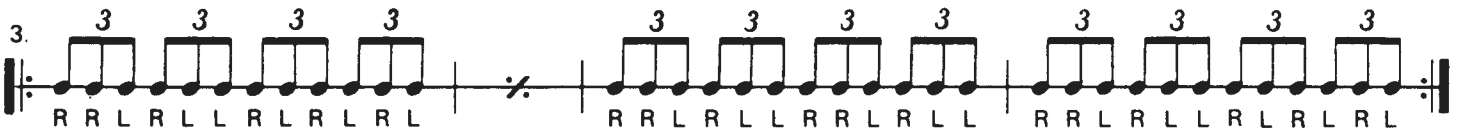
ROLLS TIED TO 1/16 NOTES



STICKING PATTERNS WITH 1/8 TRIPLETS FOR FOUR MEASURES

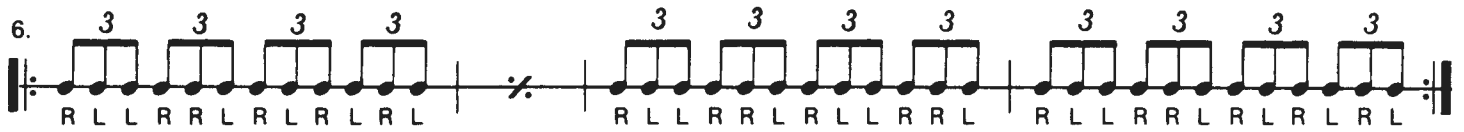
1. 

2. 

3. 

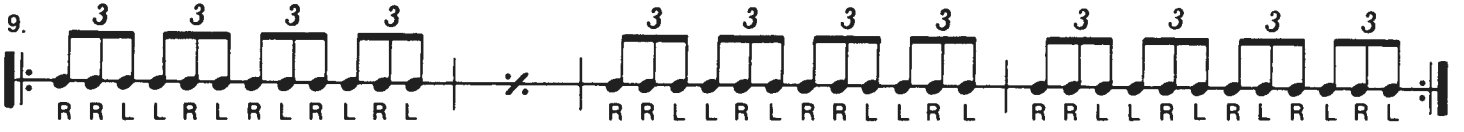
4. 

5. 

6. 

7. 

8. 

9. 

10. 

MARCHING CADENCES IN 4/4 TIME

1. *bis*

2. *bis*

3. *bis*

4. *bis*

5. *bis*

6. *bis*

7. *bis*

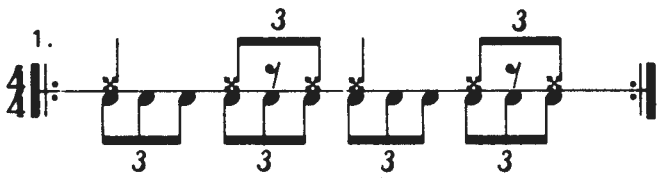
8. *bis*

9. *bis*

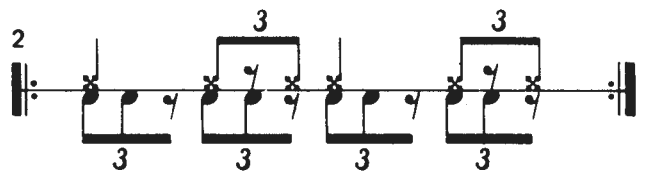
Each cadence is written on a single staff with a 4/4 time signature. The notation includes eighth and sixteenth notes with stems, and rests. Below each staff, the corresponding marching rhythm is indicated by 'R' for right and 'L' for left. Each cadence is divided into three measures by a double bar line with a repeat sign (two dots on either side). The first measure is followed by a double bar line with a slash and a dot (stop), then the second measure, followed by a double bar line with a slash and a dot (stop), then the third measure. The word 'bis' is placed above the second measure of the third measure.

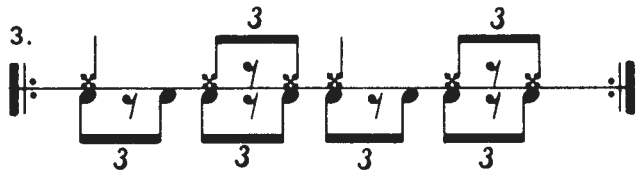
First become familiar and comfortable with the rhythm in each cadence, then try to incorporate the flams. After working up the speed to a marching tempo, apply your own dynamics in order to create a more musical sound.

JAZZ COORDINATION BETWEEN THE RIDE CYMBAL AND SNARE DRUM (BASIC SNARE PATTERNS)

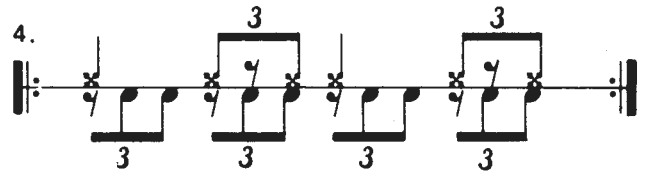
1. 

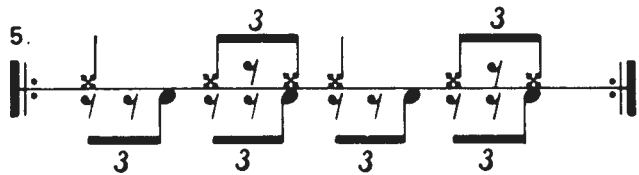
Cymbal
Snare

2. 

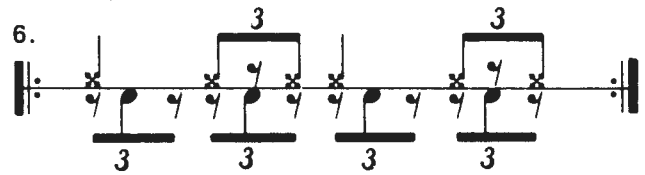
3. 

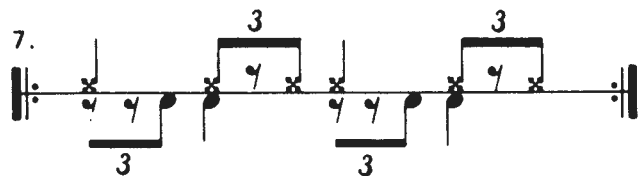
Cymbal
Snare

4. 

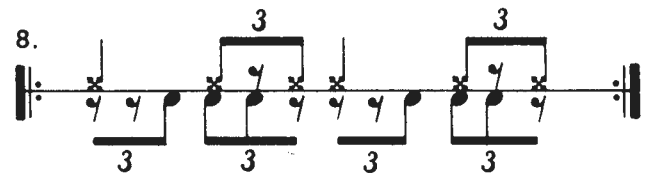
5. 

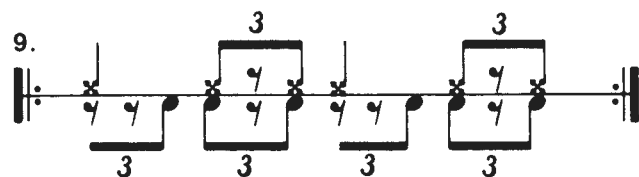
Cymbal
Snare

6. 

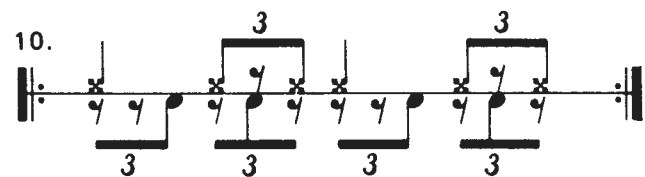
7. 

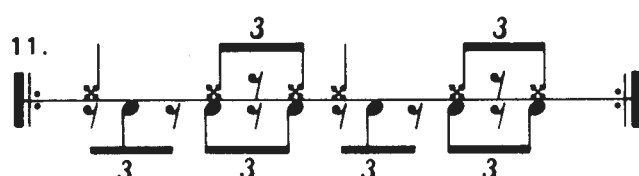
Cymbal
Snare

8. 

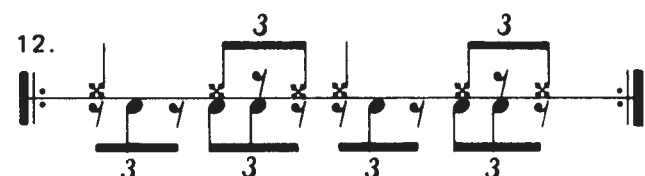
9. 

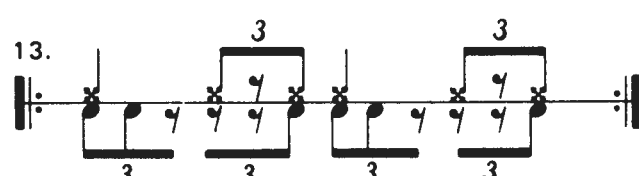
Cymbal
Snare

10. 

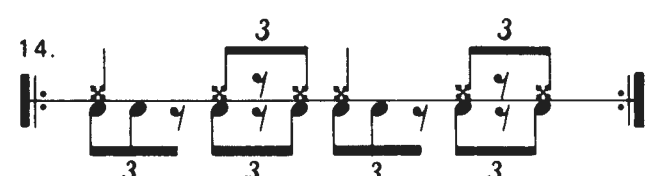
11. 

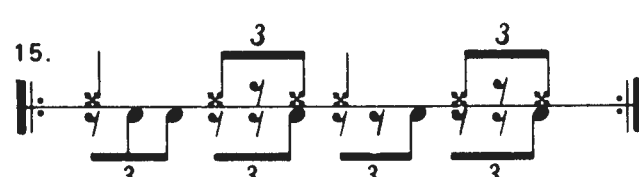
Cymbal
Snare

12. 

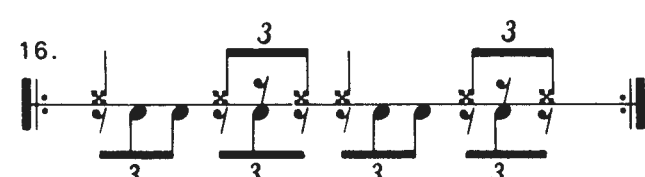
13. 

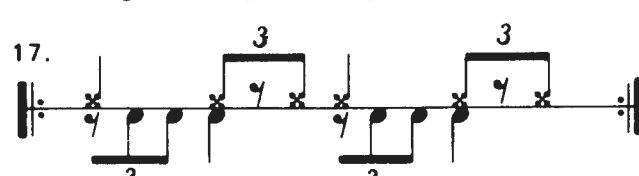
Cymbal
Snare

14. 

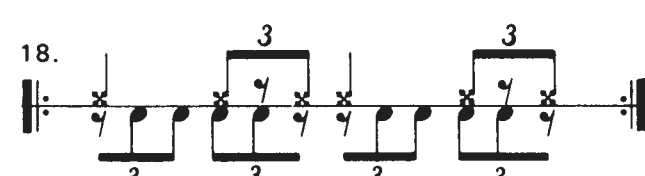
15. 

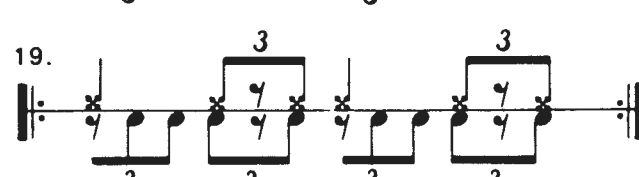
Cymbal
Snare

16. 

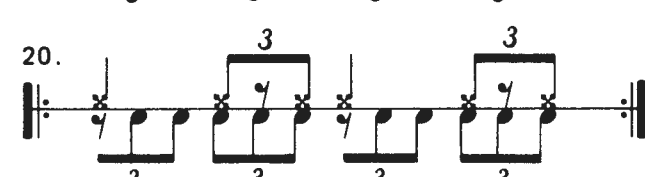
17. 

Cymbal
Snare

18. 

19. 

Cymbal
Snare

20. 

CHA CHA

BASIC BEAT NUMBER ONE

C.B. or Cymbal
Snare (Snares off)
Bass Drum

BASIC BEAT NUMBER TWO

BASIC BEAT NUMBER THREE

C.B. or Cymbal
Snare (Snares off)
Bass Drum

BASIC BEAT NUMBER FOUR

Important: The bass drum notes in parenthesis are optional. They may be played or omitted.

M = Mouth of Cowbell

B = Back of Cowbell

RHUMBA

(On the Shell of the Snare)

BASIC BEAT

Shell of Drum
Snare (Snares off)
Bass

VARIATION NUMBER ONE

Shell of Drum
Snare (Snares off)
Bass

VARIATION NUMBER TWO

BEGUINE

BASIC BEAT

Snare
(Snares off)
Bass

VARIATION

AMERICAN BOLERO (IN 4/4 TIME)

Tom Toms
Bass

The word "bolero" is sometimes used to denote a slow rhumba beat.

SPANISH BOLERO (IN 3/4 TIME)

This rhythm is the basic pattern in the famous piece by Ravel called BOLERO.